

iRay D3 Dental

dexcowin.com/iray-d3/

[highlight color="#3270ad" border_color="" background_image="" background_attachment="" background_position="" background_stretch="" min_height="" first_page="yes" last_page="yes" padding_top="" padding_bottom="20" margin_bottom="20" fullwidth="yes"][/highlight]

- [Overview](#)
- [Specifications](#)
- [Image Samples](#)
- [Brochures](#)

The iRay D3 dental mobile handheld X-ray.

The iRay D3 takes dental radiography to a whole new level. With the ergonomic design of the iRay D3 you can point and shoot like a camera. The iRay D3 works with film, digital sensors and PS (photostimulable phosphor) plates. The iRay D3 is wireless, handheld, and completely mobile thus eliminating the need for designated X-ray machine rooms.

With the iRay D3 every room is an X-ray room!

The iRay D3 is unlike conventional wall-mount and portable X-ray systems. The iRay D3 is hand held, lightweight, rechargeable, safe, and is completely mobile. The iRay D3 is dental professionals' preferred X-ray system in and out of the office.

iRay D3 Mobility

- Camera like mobility and handheld design allows system to be used in any room.
- Ideal for use with children, special needs patients, clinical, hospital, home-health, nursing home, and out-of-office use.
- Camera design is patient "friendly" just point and click.

iRay D3 Safety

- Safe to hold by hand. 1/7 the radiation exposure than conventional systems.
- Rechargeable Li-poly batteries allow up to 300 images on a single charge.
- Works with any radiographic medium: film, digital sensor, PS plates.
- Operator Safe: Certified as SAFE TO USE BY HAND.

iRay D3 Affordability

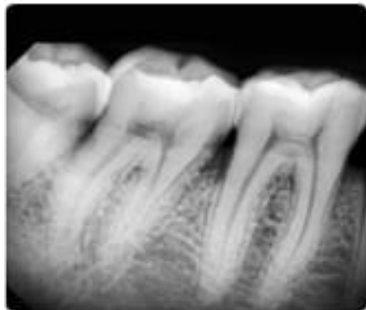
- The iRay D3 cost less than conventional systems. The iRay D3 does not need special construction in terms of shielded rooms, chemical development and dedicating rooms for X-ray.
- The iRay D3 in conjunction with the Rex2 sensor eliminate development charges, time spent developing film, and postage to mail images insurance providers as well as X-ray tech time.

We also offer a 5-jointed stand arm for which you can mount the iRay D mobile X-ray. The iRay D can be fixed to a mobile cart so you still preserve the portable characteristics of the iRay D system. With an included remote control you satisfy any operator who still feels uneasiness with being in the same room as an X-ray machine.

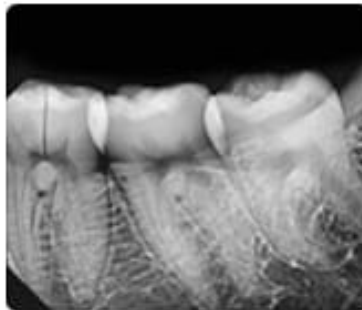
Please click [here](#) to view the brochures and [sample images](#). Feel free to [contact us](#) if you have any questions.

Digital X-ray	
Product Name	iRay D3
X-ray generator	high frequency
Tube voltage	60kV(fixed)
Tube current	2mA(fixed)
Tube type	Stationary
Tube focal spot	0.8mm
Target angle	20°
Exposure time (increase 0.05sec)	0.05~1.25sec – Digital Sensor 0.20~1.35sec – Film
Power requirement	DC 14.2~16.8V
Target Angle	20°
Weight	1.8kg
Detector	Film / Digital Sensor
Power supply	Rechargeable battery
Display	OLED

Application									
Dentistry	Veterinary	Military	Sports	Security System	Orthopedic	Emergency	Cosmetic Surgery	Rehabilitation Medicine	Oriental Medicine
•	•	•							



Dental Image



Dental Image



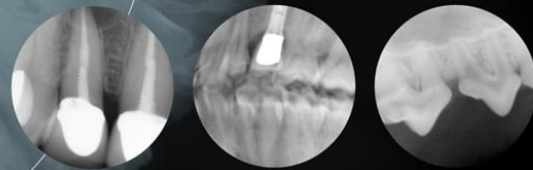
Dental Image

Portable DX3000 dexco DENTAL DIGITAL RADIOGRAPHY

DEXCOWIN
Cordless Portable Digital All-in-one X-ray System



- Convenience Of Cordless
Using rechargeable Li-polymer battery-pack
- Great Reduction of X-ray Exposure
Up to 1/7 of existing X-ray systems: 60kV, 2mA
- Adopting High-frequency Circuit of Inverter Type
- X-ray System the Most Suitable to Diverse Digital Sensors.
Simultaneous use of digital sensor and film
- More than 300 Exposures are Possible with One Time Charging of Battery
- More Compact Size/weight than Existing Portable Dental X-ray: 1.8kg



www.dexcowin.com

Model DX3000
X-ray generator Inverter
Tube voltage 60kV (fixed)
Tube current 2mA
Tube type Stationary

Tube Focal Spot 0.65mm
Target Angle 20°
Exposure(Increase 0.05sec) 0.05-1.25sec - Digital Sensor
0.20-1.35sec - Film
Power Requirement DC 14.2-16.8V

Weight 1.8kg
Detector Film / Digital Sensor
Power Supply Rechargeable Battery
Display Graphic LCD

Detail&Accessories

DEXCOWIN
Cordless Portable Digital
All-in-one X-ray System



I BACK-SCATTERED FIELD



For Radiation Safety

- Radiation Below Detectable Limit (0.06 mR/hr) @1m From Focal Spot
- Leakage Far Below FDA Limit (25 mR/hr) @1m From Focal Spot
- Radiationh 2.5 mR/hr @5cm From Accessible Case Surface

I REMOTE CONTROLLER



I BATTERY / CHARGER



Use condition
Max. current : 10 A
Voltage range :
12(min) ~ 16.8(MAX)V
Temperature : -20 ~ 40

Material Charge Condition
Current : 1.0 A
Voltage : 16.8 VDC
Temperature : 0 ~ 40

I POWER SUPPLY



Model : JBL910A-1600
Input Voltage : 100 ~ 250 VAC
Output Voltage : 16.8 VDC
Current : 1.0A

iRay D3 Portable X-ray System

DEXCOWIN
Cordless Portable Digital All-in-one Xray System



SPECIFICATIONS

Tube Voltage	60 kV (fixed)
Tube Current	2 mA (fixed)
Focal Spot	0.8 mm
Target Angle	20°
Exposure	0.2 - 1.35 sec (0.05 increments)
Weight	1.8 kg / 3.9 lbs
Detector	Film / Digital Sensor / PSP Plate
Power Supply	Rechargeable Battery / Wall Power Outlet*

Advantages in Going DEXCOWIN

- **SAFE** - As low as a 1/7 reduction in emitted radiation compared to conventional X-ray machines.
- **PORTABLE** - Wireless, handheld and extremely mobile, use one machine for multiple rooms!
- **ECONOMICAL** - Use with film, sensors, phosphor plates, or any other medium of your choosing.
- **RECHARGEABLE** - More than 300 exposures on one battery charge.
- **COMPACT** - Under 4 lbs, smaller and lighter than existing portable X-ray machines.
- **VERSATILE** - Hold by hand, or attach to the stand*, it's your choice!

Sample Image Taken with iRay D3 & Rex Sensor



*Stand arm and Wall Power Outlet cable sold separately